


NETMODULE



A. & H. MEYER GmbH
Leuchten und Büroelektrik
Fermke 8
32694 Dörentrup
Germany


tel: +49 5265 9488-0
fax: +49 5265 9488-11
info@ah-meyer.de

Follow us:




Naming
 Max. Load
 Alignment
 Fuse
 Information
 Country standard
 Enhanced contact protection

OVERVIEW POWER | STANDARD VERSION




SCHUKO
 16 A
 v
 -
 -
 -
 DE, AT, NL, ES, PT, GR, IS, HR, LV, LT, EE, LU, RU, UA, BY, TR, RS, SI, RO, BG, ID, KR




SCHUKO
 16 A
 h
 -
 -
 -
 DE, AT, NL, ES, PT, GR, IS, HR, LV, LT, EE, LU, RU, UA, BY, TR, RS, SI, RO, BG, ID, KR




Belgian standard
 16 A
 d
 ●
 -
 -
 FR, BE, CZ, SK, PL, MA, CM, TN




GB
 13 A
 v
 ●
 -
 -
 UK, MY, IE, IQ, AE, KE, KW, HK, MT, MU, MM, NG, OM, SG, QA, VN, CY



SCHUKO
 16 A
 d
 -
 -
 -
 DE, AT, NL, ES, PT, GR, IS, HR, LV, LT, EE, LU, RU, UA, BY, TR, RS, SI, RO, BG, ID, KR




SCHUKO
 16 A
 v
 ●
 -
 -
 DE, AT, NL, ES, PT, GR, IS, HR, LV, LT, EE, LU, RU, UA, BY, TR, RS, SI, RO, BG, ID, KR




GB
 13 A
 h
 ●
 -
 -
 UK, MY, IE, IQ, AE, KE, KW, HK, MT, MU, MM, NG, OM, SG, QA, VN, CY




GB
 3,15 / 5 / 6,3 A
 v
 ●
 ●
 -
 UK, AE




SCHUKO
 16 A
 h
 ●
 -
 -
 DE, AT, NL, ES, PT, GR, IS, HR, LV, LT, EE, LU, RU, UA, BY, TR, RS, SI, RO, BG, ID, KR



SCHUKO
 16 A
 d
 ●
 -
 -
 DE, AT, NL, ES, PT, GR, IS, HR, LV, LT, EE, LU, RU, UA, BY, TR, RS, SI, RO, BG, ID, KR



GB
 3,15 / 5 / 6,3 A
 w
 ●
 ●
 -
 UK, AE



CH-13
 10 A
 s
 -
 -
 -
 CH



Belgian standard
 16 A
 v
 ●
 -
 -
 FR, BE, CZ, SK, PL, MA, CM, TN



Belgian standard
 16 A
 h
 ●
 -
 -
 FR, BE, CZ, SK, PL, MA, CM, TN



CH-13
 10 A
 w
 -
 -
 -
 CH



CH-23
 16 A
 s
 -
 -
 -
 CH

OVERVIEW POWER | STANDARD VERSION

Naming	Max. Load	Alignment
Fuse	Information	Country standard
Enhanced contact protection		




SCHUKO Italy
16 A
v
●
-
-
IT, CL



EURO-flat
2,5 A
v
-
-
-
DE, AT, NL, ES, PT, GR, IS, HR, LV, LT, EE, LU, RU, UA, BY, TR, RS, SI, RO, BG, ID, KR




Australia
10 A
v
●
-
-
AU, NZ, AR, UY, PG




International
13 A
v
●
-
-
-




EURO-flat
2,5 A
v
●
-
-
DE, AT, NL, ES, PT, GR, IS, HR, LV, LT, EE, LU, RU, UA, BY, TR, RS, SI, RO, BG, ID, KR




Denmark
10 A
v
●
-
-
DK, FO




India 6A
6 A
v
-
-
-
IN, ZA, BT, LS, BW



India
6 + 16 A
v
-
-
-
IN, ZA, BT, LS, BW



USA-NEMA
15 A
h
-
-
UL-compliant f. USA / CA:
15 A-preconnect fuse
USA-NEMA: JP, CO, MX, PR, TW, HN, JM, BS, BB, CR, HT



Brazil
10 A
v
-
-
-
BR



Thailand
15 A
v
-
-
-
TH



Brazil
10 A
h
-
-
-
BR



Israel
16 A
d
-
-
-
IL


	Naming		Max. Load		Alignment
	Fuse		Information		Country standard
Enhanced contact protection					

OVERVIEW POWER | USB CHARGER | STANDARD VERSION



USB-charger C
20 A


5,0 V
3,0 A / 15,0 W
12,0 V
1,6 A / 20,0 W




USB-charger A+C
18 A | 65 A

Smart-IC


OVERVIEW POWER | SPECIAL SOLUTIONS | STANDARD VERSION




IEC320 C13
10 A



IEC320 C13
10 A







Power Con
16 A




Energy (GST 18)
16 A

NETMODULE

-  Naming
-  Max. Load
-  Alignment
-  Fuse
-  Information
-  Country standard
-  Enhanced contact protection


OVERVIEW POWER | GL VERSION




SCHUKO
16 A
v
-
-
-
DE, AT, NL, ES, PT, GR, IS, HR, LV, LT, EE, LU, RU, UA, BY, TR, RS, SI, RO, BG, ID, KR




SCHUKO
16 A
d
-
-
-
DE, AT, NL, ES, PT, GR, IS, HR, LV, LT, EE, LU, RU, UA, BY, TR, RS, SI, RO, BG, ID, KR



International
13 A
v
●
-
-
-




SCHUKO
16 A
v
●
-
-
DE, AT, NL, ES, PT, GR, IS, HR, LV, LT, EE, LU, RU, UA, BY, TR, RS, SI, RO, BG, ID, KR




SCHUKO
16 A
d
●
-
-
DE, AT, NL, ES, PT, GR, IS, HR, LV, LT, EE, LU, RU, UA, BY, TR, RS, SI, RO, BG, ID, KR




Belgian Standard
16 A
v
●
-
-
FR, BE, CZ, SK, PL, MA, CM, TN



Belgian Standard
16 A
d
●
-
-
FR, BE, CZ, SK, PL, MA, CM, TN



GB
13 A
v
●
-
-
UK, MY, IE, IQ, AE, KE, KW, HK, MT, MU, MM, NG, OM, SG, QA, VN, CY



GB
3,15 / 5 / 6,3 A
v
●
●
-
UK, AE

OVERVIEW POWER | USB CHARGER | GL VERSION



USB-charger Smart IC A+C
3 A
-
-



OVERVIEW AUDIO | VIDEO | DATA | STANDARD VERSION




- POS. 1 HDMI
- POS. 2 -
- POS. 3 -



- POS. 1 HDMI
- POS. 2 HDMI
- POS. 3 -



- POS. 1 Illuminated ShowMe-button
- POS. 2 -
- POS. 3 -



- POS. 1 ShowMe-button
- POS. 2 -
- POS. 3 -



- POS. 1 HDMI
- POS. 2 DVI
- POS. 3 -



- POS. 1 DisplayPort
- POS. 2 DisplayPort
- POS. 3 -



- POS. 1 DisplayPort
- POS. 2 -
- POS. 3 -



OVERVIEW AUDIO | VIDEO | DATA | STANDARD VERSION



- POS. 1 DVI
- POS. 2 -
- POS. 3 -



- POS. 1 HDMI
- POS. 2 USB 3.2 Gen. 1 type A
- POS. 3 -



- POS. 1 HDMI
- POS. 2 USB 3.2 Gen. 2 type C
- POS. 3 -



- POS. 1 RJ45
- POS. 2 HDMI
- POS. 3 -

OVERVIEW AUDIO | VIDEO | DATA | GL VERSION



- POS. 1 HDMI
- POS. 2 USB 3.2 Gen. 2 type C
- POS. 3 -



- POS. 1 HDMI
- POS. 2 USB 3.2 Gen. 1 type A
- POS. 3 -



- POS. 1 RJ45
- POS. 2 USB 3.2 Gen. 2 type C
- POS. 3 -








- POS. 1 RJ45
- POS. 2 USB 3.2 Gen. 1 type A
- POS. 3 -



- POS. 1 RJ45
- POS. 2 HDMI
- POS. 3 -





OVERVIEW KEYSTONE

 Naming
  Information







 Module
  NETBOX Spot
  NETBOX Point



 RJ45 Cat6A
 






 HDMI
 





 USB 3.2 Gen. 1 type A
 





 USB 3.2 Gen. 2 type C
 





 Blind cover
 






POS. 1 RJ45 Cat6/6A Nexans
POS. 2 -



POS. 1 RJ45 Cat6/6A Nexans
POS. 2 RJ45 Cat6/6A Nexans



POS. 1 USB 3.2 Gen. 1 type A
POS. 2 -



POS. 1 USB 3.2 Gen. 1 type A
POS. 2 USB 3.2 Gen. 1 type A



POS. 1 GG45-Cat/7A Nexans
POS. 2 -








POS. 1 GG45-Cat/7A Nexans
POS. 2 GG45-Cat/7A Nexans








POS. 1 RJ45 Cat6 unshielded Systemax
POS. 2 -








POS. 1 RJ45 Cat6 unshielded Systemax
POS. 2 RJ45 Cat6 unshielded Systemax


 Naming	 Max. Load	 Alignment
 Illuminated	 Fuse	








 Switch 1-pole
 16 A
 h
 ●
 -









 Switch 1-pole, recessed
 16 A
 h
 ●
 -








 Switch 1-pole, Fuse
 max. 16 A
 v
 ●
 Thermal circuit breaker








 Double rocker
 -
 v
 -
 -









 2 x Switch 1-pole
 16 A
 v
 ●
 -








 2 x Switch 1-pole, recessed
 16 A
 v
 ●
 -








 Rocker switch
 -
 v
 -
 -








 Shutter switch
 -
 v
 -
 -








 3 x Switch 1-pole
 16 A
 v
 ●
 -











 Switch 2-pole
 16 A
 h
 ●
 -



 Switch 2-pole, recessed
 16 A
 v
 ●
 -






 Switch 2-pole, Fuse
 max. 6,3 A
 v
 ●
 Fuse max. 6,3 A



 Naming
  Max. Load
  Information

OVERVIEW SPECIAL SOLUTIONS | STANDARD VERSION





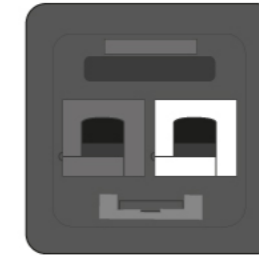
 **Commu-Tunnel 1**
 -
 Cable entry with removable cover, incl. strain relief for one cable.





 **Commu-Tunnel 1**
 -
 Cable entry with removable cover, milled for the passage of two cables.





 **Compressed air**
 10 A
 max. 10 bar





 **Commu-Tunnel 1**
 -
 Cable gland with removable cover, incl. strain relief for two cables.






 **Commu-Tunnel 1**
 -
 Cable entry with closed cover, removable




 **Commu-Tunnel 3**
 -
 Cable bushing with screwed cover, for two gender changers (straight-through couplings).





 **LapGuard**
 -
 Anti-theft device for NETBOX Line, Style, Turn Comfort. A laptop can be secured to this solid metal bracket with a Kensington cable lock.






 **TFT display suport**
 -
 Exclusively for NETBOX Line and Style. Monitor holders from the NET+ range are mounted on the module.



 **Interference Filter**
 5 A
 Interference filter to „clean up“ the power supply







 **Cable entry**
 -
 -




 Naming
  Max. Load
  Information

OVERVIEW SPECIAL SOLUTIONS | STANDARD VERSION






 **Fuse**
 max. 6,3 A
 1 x Fuse holder for fuse
 5 x 20 mm



 **Thermal circuit breaker**
 max. 16 A
 2 x Thermal circuit breaker,
 various versions



 **Thermal circuit breaker**
 max. 16 A
 1 x Thermal circuit breaker,
 various versions



 **Blind cover**
 -
 -

OVERVIEW SPECIAL SOLUTIONS | GL VERSION



 **Blind cover**
 -
 -